







Chmer






Wire Guide

Picture	Code No.	Original P/No.	Dimension	Position	Application
	CH101	3140001	Φ0.105 Φ0.155 Φ0.205 Φ0.255 Φ0.305	Common	CW-340. 430. 530. 640. 740. 850. 530S Manual type Ref no. : M3140001B
	CH102	3W53A92A	Φ0.105 Φ0.155 Φ0.205 Φ0.255 Φ0.305	Lower	CW-340. 430. 530. 640. 740. 850. 530S AWT type OD=7.0mm Ref no. : MW53A92C

Flushing Nozzle

Picture	Code No.	Original P/No.	Dimension	Position	Application
	CH202	4140070	Φ4.0 Φ6.0 Φ8.0	Upper	CW-340.430.530.640.740.850.530S series OD28xID5.0x16 Ref no. : DC0105U
	CH207A	MAWTO077A	Φ4.0	Common	CW-340.430.530.640.740.850.530S series OD38/32xID27.2x31.5
	CH207B		Φ4.0 Φ6.0 Φ8.0	Lower	CW-340.430.530.640.740.850.530S series OD38/32xID27.2x31.5
	CH208		Φ4.0 Φ6.0 Φ8.0	Lower	CW-340.430.530.640.740.850.530S series OD35x21

Insulation ceramic plate

Picture	Code No.	Original P/No.	Dimension	Position	Application
	CH301		76x64x10	Upper	CW-series Ceramic isolator plate
	CH302		76x64x10	Lower	CW-series Ceramic isolator plate
	CH303		76x64x10	Upper	CW-series AWT type Ceramic isolator plate
	CH304		76x64x12	Lower	CW-series AWT type Ceramic isolator plate
	CH307		1.75x0.8x19.5	Lower	CW-series AWT type Ceramic tube

Chmer

Various

Picture	Code No.	Original P/No.	Dimension	Position	Application
	CH400		46x10x50 46x10x56 46x10x60	Roller	Ref : possibility of 3 sizes
	CH401		Φ150x10x25		
	CH402		Φ85x15x40		
	CH403			Lower	Guide block set
	CH404				
	CH405				
	CH406				
	CH407			Upper	Guide block set
	CH408				
	CH409				
	CH410				
	CH411		200x40x2		Water cover
	CH412			Upper	