

Fanuc

Wire Guide

Picture	Code No.	Original P/No.	Dimension	Position	Application
	F101	A290-8021-X763 A290-8021-X764 A290-8021-X765 A290-8021-X766 A290-8021-X767	Φ0.105 Φ0.155 Φ0.205 Φ0.255 Φ0.305	Upper	O. P. Q. R. T. W series Manual type Φ22xΦ6xΦ5x28mmL Flush hole Φ0.5
	F102	A290-8021-X773 A290-8021-X774 A290-8021-X775 A290-8021-X776 A290-8021-X777	Φ0.105 Φ0.155 Φ0.205 Φ0.255 Φ0.305	Lower	O. P. Q. R. T. W series Manual type Φ22xΦ6xΦ5x28mmL Flush hole Φ1.5
	F103	A290-8032-X773 A290-8032-X774 A290-8032-X775 A290-8032-X776 A290-8032-X777	Φ0.105 Φ0.155 Φ0.205 Φ0.255 Φ0.305	Upper	V. T. W series AWF type Φ22xΦ6xΦ6 x28~31.5mmL Flush hole Φ0.5
	F104A	A290-8032-X732 A290-8032-X734 A290-8032-X735 A290-8032-X736 A290-8032-X737	Φ0.105 Φ0.155 Φ0.205 Φ0.255 Φ0.305	Lower	V. T. W series Simple type for AWF Φ22xΦ8xΦ6 x33.5~34.5mmL
	F104T	A290-8032-X732 A290-8032-X734 A290-8032-X765 A290-8032-X766 A290-8032-X767	Φ0.105 Φ0.155 Φ0.205 Φ0.255 Φ0.305	Lower	V. T. W series Manual type for taper 30° Φ22xΦ8xΦ6 x33.5~34.5mmL
	F105	A290-8018-X443 A290-8018-X444 A290-8018-X445	Φ0.205 Φ0.255 Φ0.305	Common	K.M.N.L series AWF OD6.0 x 20mmL, (3.0mmT)
	F106	A290-8011-X831 A290-8011-X833 A290-8011-X834 A290-8011-X835	Φ0.105 Φ0.205 Φ0.255 Φ0.305	Common	K. M. N. L series Manual type 330A Power supply
	F107	A290-8018-X463 A290-8018-X464 A290-8018-X465	Φ0.205 Φ0.255 Φ0.305	Common	K.M.N.L series AWF OD6.0 x 20mmL, (5.0mmT)
	F108	A290-8011-X753 A290-8011-X754 A290-8011-X755	Φ0.205 Φ0.255 Φ0.305	Common	K. M. N. L series Manual type
	F110	A290-8101-X730 A290-8101-X732 A290-8101-X733 A290-8101-X734 A290-8101-X735	Φ0.105 Φ0.155 Φ0.205 Φ0.255 Φ0.305	Upper	α-A. B. C. iA. iB series Manual type L=24.5mm
	F110T	A290-8003-X705 A290-8003-X706 A290-8003-X707	Φ0.205 Φ0.255 Φ0.305		α-A. B. C. iA. iB series Manual type for tapper 45 L28.0mmx10mmxM5

Fanuc

Wire Guide

Picture	Code No.	Original P/No.	Dimension	Position	Application
	F111	A290-8101-X740 A290-8101-X742 A290-8101-X743 A290-8101-X744 A290-8101-X745	Φ0.105 Φ0.155 Φ0.205 Φ0.255 Φ0.305	Lower	α-A. B. C. iA. iB series Manual type
	F111T	A290-8109-X715 A290-8109-X716 A290-8109-X717	Φ0.205 Φ0.255 Φ0.305		α-A. B. C. iA. iB series Manual type for tapper 45 L28.0mmxsw10mmxM5
	F112	A290-8092-X702 A290-8092-X704 A290-8092-X705 A290-8092-X706 A290-8092-X707	Φ0.105 Φ0.155 Φ0.205 Φ0.255 Φ0.305	Upper	α-A. B. C. iA. iB series AWF type
	F112T	A290-8104-X704 A290-8104-X705 A290-8104-X706 A290-8104-X707	Φ0.155 Φ0.205 Φ0.255 Φ0.255	Upper	α-A. B. C. iA. iB. iC series Manual for Taper 45° L42.5mmxOD14.0xM8x1.0 thread
	F113	A290-8092-X712 A290-8092-X714 A290-8092-X715 A290-8092-X716 A290-8092-X717	Φ0.105 Φ0.155 Φ0.205 Φ0.255 Φ0.305	Lower	α-A. B. C. iA. iB. iC, iD series AWF type Replaced by A290-8110-X712~717
	F113T	A290-8110-Z714 A290-8110-Z715 A290-8110-Z716 A290-8110-Z717	Φ0.155 Φ0.205 Φ0.255 Φ0.255	Lower	α-A. B. C. iA. iB. iC, iD series AWF for Taper 45° Ref : A290-8104-X714, -X715, -X716, -X717
	F114	A290-8104-Y714 A290-8104-Y715 A290-8104-Y716 A290-8104-Y717	Φ0.155 Φ0.205 Φ0.255 Φ0.305	Upper	α-A. B. C. iA. iB. iC. iD. iE series AWF type, Single diamond Standard accuracy type
	F114A	A290-8104-Y702 A290-8104-Y704 A290-8104-Y705 A290-8104-Y706 A290-8104-Y707	Φ0.102 Φ0.152 Φ0.202 Φ0.252 Φ0.302	Upper	α-A. B. C. iA. iB. iC. iD. iE series AWF type, Single diamond High accuracy type
	F114B	A290-8114-Z725 A290-8114-Z726	Φ0.205 Φ0.255	Upper	α-A. B. C. iA. iB. iC. iD. iE series AWF type of taper 30°
	F114C	A290-8112-Z705 A290-8112-Z706	Φ0.205 Φ0.255	Upper	α-A. B. C. iA. iB. iC. iD. iE series AWF type of taper 45°
	F115	A290-8119-Y713 A290-8119-Y714 A290-8119-Y715 A290-8119-Y716 A290-8119-Y717	Φ0.105 Φ0.155 Φ0.205 Φ0.255 Φ0.305	Lower	α-A. B. C. iA. iB. iC. iD. iE series AWF type, Double diamond Standard accuracy type












Fanuc

Wire Guide

Picture	Code No.	Original P/No.	Dimension	Position	Application
	F115A	A290-8104-Y712 A290-8104-Y714 A290-8104-Y715 A290-8110-Y716 A290-8110-Y717	Φ0.102 Φ0.152 Φ0.202 Φ0.252 Φ0.302	Lower	α-A. B. C. iA. iB. iC. iD. iE series AWF type High accuracy type
	F115B	A290-8119-Y703 A290-8119-Y704 A290-8119-Y705 A290-8119-Y706 A290-8119-Y707	Φ0.102 Φ0.152 Φ0.202 Φ0.252 Φ0.302	Lower	α-A. B. C. iA. iB. iC. iD. iE series AWF type, Double diamond High accuracy type
	F115C	A290-8114-Z735 A290-8114-Z736	Φ0.210 Φ0.260	Lower	α-A. B. C. iA. iB. iC. iD. iE series AWF type of taper 30°
	F115D	A290-8112-Z715 A290-8112-Z716	Φ0.210 Φ0.260	Lower	α-A. B. C. iA. iB. iC. iD. iE series AWF type of taper 45°
	F116	A290-8110-X774	Φ1.0	Lower	α-A. B. C. iA. iB, iC, iD series Sub die guide Ruby insert
	F120A	A290-8110-Y726 A290-8102-Y726	Φ1.0	Upper	α-A. B. C. iA. iB series AWF / Sub guide / 2-flat cut on flange Φ23.2 - 2Cut of 22mm
	F120B	A290-8116-X726	Φ1.0	Upper	α-A. B. C. iA. iB series AWF type / Sub guide 4-flat cut on flange
	F121	A290-8109-X753	Φ1.0		α-C. iA series Sub die guide, Ruby insert
	F122	A290-8110-Y774 A290-8112-Y774	Φ1.0 Φ0.5	Lower	α-A. B. C. iA. iB, iC, iD series AWF type / Jet nozzle with ruby insert Replaced by F124
	F123	A290-8101-X753	Φ0.35	Upper	α-A. B. C. iA. iB series AWF type / Sub guide with ruby
	F124	A290-8037-X645	Φ0.40	Upper	W-series Sub die guide with ruby
	F125A	A290-8110-Y774	OD11/id1.0	Lower	α-A. B. C. iA. iB series AWF type / Sub die guide Full ceramic - Flange OD 11mm
	F125B	A290-8110-Y774	OD12/id1.0	Lower	α-A. B. C. iA. iB series AWF type / Sub die guide Full ceramic - Flange OD 12mm

Fanuc

Wire Guide

Picture	Code No.	Original P/No.	Dimension	Position	Application
	F126	A290-8102-Y754 A290-8102-Y755 A290-8102-Y756 A290-8102-Y757 A290-8102-Y761	Φ1.8 Φ0.8 Φ1.5 Φ0.5 Φ1.0	Upper	α-A. B. C. iA. iB, iC, iD, iE, CiA series Jet nozzle Stainless housing+Ceramic insert
	F127	A290-8116-X726	Φ1.0	Upper	α-iC, iD, iE, CiA series Sub die guide with ruby insert
	F128	A290-8112-Y758	Φ6.0	Upper	α-A. B. C. iA. iB, iC, iD, iE, CiA series Φ6.0 for 20°Taper
	F129	A290-8112-Y759	Φ8.0	Upper	α-iA, iB, iC series Jet nozzle for tapper 30 °
	F130	A290-8104-X620 A290-8102-X620	Φ0.30 Φ0.50	Upper	α-A. B. C. iA. iB, iC, iD, iE, CiA series Sub guide OD10 x ID0.3-0.5 x 14mm
	F131	A97L-0201-0490/80 A97L-0201-0490/136	Φ1.5 Φ2.0		α-A. B. C. iA. iB, iD, iE series Jet nozzle
	F132	A290-8102-X764 A290-8112-X774 A290-8110-X774	Φ2.0 Φ0.5 Φ1.0		α-A. B. C. iA. iB, iC, iD, iE, CiA series AWF type / Nozzle, Φ11/6xΦ2x13H
	F133	A290-8021-Y701	Φ12xΦ6x8H	Upper	α-A. B. C. iA. iB series V-Ditch sapphire guide
	F134	A290-8112-X394		Feed	α-0iA, 1iA, 0iB, 1iB, 0iC, 1iC series Feed ceramic guide
	F135A	A290-8001-X737	18x16x4mm		Sapphire guide
	F135B	A290-8001-X737	15x16x4mm		Sapphire guide
	F136	A290-8119-X628	18x14x8T	Wire guide	α-iD, iE Series
	F137	A290-8119-X639		Wire guide Upper	α-iD, iE Series
	F144		OD x ID x L 18x1.0x25mm	Nozzle	Ceramic nozzle

Fanuc

Power Feed Contact

Picture	Code No.	Original P/No.	Dimension	Position	Application
	F001	A97L-0001-0664	Φ25xΦ9x10	Lower	O. P. Q. R. T. V. W1.2.3.4 series AWF type
	F002	A97L-0126-0001	Φ16xΦ6x6.3	Common	O. P. Q. R. T. V. W1.2.3.4 series Manual type
	F003	A290-8008-X107	Φ8xΦ4x10	Common	K. I. N. M series
	F004	A290-8032-Z882	Φ16xΦ6x6.3	Common	W1.2.3.4 series AWF type
	F005	A290-8101-X750	2.8x7.7x23	Common	α-0A. 1A. 0B. 1B series Manual & AWF type
	F006A	A290-8102-X657	6x6x10mm (ID=Φ2.5)	Cutting Electrode	α-iA, iC series, Terminal cutting electrode Tungsten Carbide
	F006B	A290-8102-X657	6x6x10mm (ID=Φ2.5)	Cutting Electrode	α-iA, iC series, Terminal cutting electrode Stainless steel
	F007		3x12x30	Common	α-0B. 0C series Manual & AWF type
	F008	A290-8110-X750	4x12x23	Common	α-C. iA. iB, iC, iD, iE, CiA series Manual & AWF type
	F009	A290-8110-X750	4x12x26	Common	α-C. iA. iB series Manual & AWF type Ref : F006L
	F010	A290-8110-X750	4x12x30	Common	α-C. iA. iB, iC, iD, iE, CiA series Manual & AWF type
	F011	A290-8048-X759	Φ15xΦ6x6H	Upper	W-0 series
	F012	A290-8119-Z780	4x10x26	Common	α-1iD.1iE, CiA series Manual & AWF type
	F013	A290-8119-Z780	4x10x30	Common	α-iD, iE, CiA series Manual & AWF type
	F014	A290-8123-Z771	6.6x16.7x3.2	Lower -spacer	α-1iD.1iE series Manual & AWF type
	F015	A97L-0001-0664 #25S1P		Lower power feed	O, P, Q, R, T, V series W1, W2, W3, W4 series

Fanuc

Flushing Nozzle

Picture	Code No.	Original P/No.	Dimension	Position	Application
	F201	~ ~ A290-8021-Y745 A290-8021-Y705	Φ 3 Φ 4 Φ 5.5 Φ 8.0	Common	O. P. Q. R. T. W series Manual type 3 Hole type
	F201L			Lower	O. P. Q. R. T. W series Manual type
	F202	~ ~ A290-8021-Y755	Φ 3 Φ 4 Φ 5.5	Lower	O. P. Q. R. T. W series Manual type 1 Hole type
	F204	A290-8037-X879 A290-8037-X870	Φ5.5 Φ13	Lower	W-1.2.3.4 series AWF type
	F205	A290-8032-Y611	Φ5.5	Upper	W-1.2.3.4 series AWF type
	F206A	A290-8021-V722	36x21.5	Common	O. P. Q. R. T. W series Nozzle cap for F201 & 202 Material : Stainless steel
	F206B	A290-8021-V722	36x21.5	Common	O. P. Q. R. T. W series Nozzle cap for F201 & 202 Material : Brass
	F206C	A290-8021-Y725		Common	O. P. Q. R. T. W series Stainless nozzle cap for F201/202
	F206S			Common	O. P. Q. R. T. W series Nozzle dies holder set for F201/202
	F207	A290-8048-X771	Φ7	Upper	W-0 series Manual type Φ24x15.30H
	F208	A290-8048-X772	Φ7	Lower	W-0 series Manual type Φ24x15.65H
	F209	A290-8111-X772 A290-8111-X774 A290-8111-X776	Φ2 Φ4 Φ6.5	Upper	α-A. B. C. iA. iB series Manual type OD40x38H
	F210	A290-8101-X755	Φ16	Lower	α-A. B. C. iA. iB series Nozzle holder for F211 OD40x23H

Fanuc

Flushing Nozzle

Picture	Code No.	Original P/No.	Dimension	Position	Application
	F211	A290-8103-X774 A290-8101-X774 A290-8101-X756 A290-8101-X777	Φ2 Φ4 Φ6.5 Φ10	Lower	α-A. B. C. iA. iB series Manual type OD27x16H
	F212	A290-8104-X775 A290-8102-X775 A290-8102-X751 A290-8102-X752	Φ2 Φ4 Φ6.5 Φ12	Upper	α-A. B. C. iA. iB series AWF type OD40x23.5H Acetal
	F212A	A290-8104-X775 A290-8102-X775 A290-8102-X751 A290-8102-X752	Φ2 Φ4 Φ6.5 Φ12	Upper	α-A. B. C. iA. iB series AWF type OD40x23.5H Acryl
	F213	A290-8104-X774 A290-8102-X774 A290-8102-X771 A290-8102-X772	Φ2.0 Φ4 Φ6.5 Φ12	Lower	α-A. B. C. iA. iB series AWF type OD40x25H Acetal
	F213A	A290-8104-X774 A290-8102-X774 A290-8102-X771 A290-8102-X772	Φ2.0 Φ4 Φ6.5 Φ12	Lower	α-A. B. C. iA. iB series AWF type OD40x25H Acryl
	F218	~ ~ A290-8109-X776	Φ2.0 Φ4.0 Φ6.5	Upper	α-0C. 1C series Manual type A : OD40x30H. B : OD40x34H
	F218A	A290-8109-X776	Φ6.5	Upper	α-0C. 1C series Manual type OD40x30H
	F219	A290-8119-Z791 A290-8119-Z786 A290-8119-Z787 A290-8119-Z788	Φ2.0 Φ4.0 Φ6.5 Φ12	Lower	α-iD, iE series OD45x23H
	F219L	A290-8119-Z786	Φ4.0	Lower	α-iD, iE series OD45x30H
	F222	A290-8119-Z788	Φ12	Lower	α-iE series
	F223	A290-8102-X723	Φ58x19T	Upper	α-A. B series AWF type Nozzle base with 4 side hole
	F224	A290-8110-Y723	Φ58x19T	Upper	α-C, iA. series AWF type Nozzle base with 5 side hole

Fanuc

Various

Picture	Code No.	Original P/No.	Dimension	Position	Application
	F300	A290-8004-X714	47x74.3L	Lower	E, K series
	F301	A290-8005-X722	62.5x74.3L	Lower	L series Manual type / Ceramic plate
	F302	A290-8021-X709	63x75x10T	Lower	O. P. Q. R. T. W series Ceramic plate
	F303	A290-8032-X334	39x73.6x12T	Lower	W-4 series AWF type / Ceramic plate
	F303A	A290-8048-X333	56x73x10T	Lower	W-3 series Semi-AWF type / Ceramic plate
	F304	A290-8021-X602	51x33x29T	Upper	O. P. Q. R. T. W series Urethane plate
	F304A	A290-8037-X692	51x31x30T	Upper	O. P. Q. R. T. W series Urethane plate
	F305	A290-8101-X509	40x40x34T	Upper	α -A. B series Urethane plate
	F305A	A290-8102-X600	27x70x48T	Upper	α -A. B. C series AWF type / Urethane guide base
	F305B	A290-8110-X600	27x70x35T	Upper	α -1iA series Urethane guide base
	F306	A290-8110-X312	Φ 72x15T	Lower	α -A. B. C series Type A / Urethane plate Ref : Old no. A290-8101-X312
	F306A	A290-8110-Y312	Φ 72x10T	Lower	α -A. B. C series Type B / Urethane plate
	F307	A290-8101-X761	75x66x56	Lower	α -A. B series Urethane guide base
	F307A		75x66x56	Lower	α -iC series Urethane guide base
	F307B	A290-8110-X761	81x66x56	Lower	α -iA. iB. iC series Urethane guide base Ref : A290-8110-Y761
	F307C			Lower	α -iA. iB. iC series Guide base

Fanuc

Various

Picture	Code No.	Original P/No.	Dimension	Position	Application
	F308	A290-8102-X393	57x20x20	Feed guide	α-A. B. C series Manual type Polycarbonate feed wire guide
	F309	A290-8119-X764	56x40x13/15T	Isolator plate Upper	α -0iD,(C400iA)
	F310	A290-8120-X764	56x40x26/28T	Isolator plate Lower	α -1iD,(C600iA)
	F311	A290-8111-Y526	70x50x19	Isolator plate Upper	α -0iD,(C400iA)
	F312	A290-8048-X602	64x42x23T	Upper	W0 series Urethane guide base
	F313		56x43x15T	Lower	W0 series Urethane guide base
	F401	A290-8004-X713	Φ49xΦ6.5x6T	Lower	W series Wire sub roller (Stainless housing+Plastic roller)
	F401B	A290-8004-X713	Φ49xΦ6.5x6T	Lower	W series Wire sub roller (Brass housing+Plastic roller)
	F401BS	A290-8004-V316	Φ49xΦ6.5x12	Lower	W series Wire sub roller brass set (Brass housing+Plastic roller)
	F401-1	A290-0124-X002		Lower	W series Axle for F401.401C Ref. A290-8003-X254
	F401-2		Φ49x6.5x6	Lower	W series Bearing cover
	F401-3	A97L-0124-X003		Nut	W series Nut for wire sub roller F401
	F401SS	A290-8004-V316	Φ49x6.5x12	Lower	W series With axis +bearing Material : Stainless steel roller set
	F401C	A290-8004-X713	Φ49x6.5x12	Lower	W series ceramic roller
	F401CS	A290-8004-V316	Φ49x6.5x12	Lower	W series With axis+bearing Material : Ceramic roller set

Fanuc

Various

Picture	Code No.	Original P/No.	Dimension	Position	Application
	F402	A290-8006-X707	Φ64x6.5x12	Lower	W series Material : Stainless steel roller
	F402SS	A290-8006-X707	Φ64x6.5x12	Lower	W series Material : Stainless steel roller set
	F402BS	A290-8006-X707	Φ64x6.5x12	Lower	W series Material : Brass roller set
	F402C	A290-8006-X707	Φ64x6.5x12	Lower	W series Material : Ceramic roller
	F402CS	A290-8006-X707	Φ64x6.5x12	Lower	W series Material : Ceramic roller set
	F403	A290-8103-X762	40x40x25T 40x40x20T	Lower	α-0A. 0B series Guide base from Stainless steel
	F404A	A290-8110-X770	59.5x49.5x20	Lower	α-iA, iB, iC fseries AWF & Manual type, Stainless Small guide block
	F404B	A290-8110-X770	59.5x49.5x20	Lower	α-iA, iB, iC fseries AWF & Manual type, Ceramic Small guide block
	F405A	A290-8102-Y770 A290-8110-Y770 A290-8102-X770	68.5x50.5x20	Lower	α-iA, iB, iC fseries AWF & Manual type, Stainless Small guide block
	F405B	A290-8102-Y770 A290-8110-Y770 A290-8102-X770	68.5x50.5x20	Lower	α-iA, iB, iC fseries AWF & Manual type, Ceramic Small guide block
	F405c	A290-8119-X762	76x50x20T	Lower	α-iD. iE, 600iA series Ceramic guide block
	F406A	A290-8101-X765	Φ38xΦ22x12	Lower	α-A. B. C. iA. iB series Material : Stainless steel roller
	F406B	A290-8101-X765	Φ38xΦ22x12	Lower	α-A. B. C. iA. iB series Material : Ceramic roller
	F407	A290-8101-X394	13x20x19	Feed section	α-A. B. C series Material : Plastic

Fanuc

Various

Picture	Code No.	Original P/No.	Dimension	Position	Application
	F408	A290-8110-Z382	Φ40xΦ20x18	Pinch roller	α-A. B series AWF & Manual type Material : Ceramic
	F409	A290-8101-Z383	Φ40xΦ20x19	Feed roller	α-A. B series AWF & Manual type
	F410	A290-8101-X371	Φ140x22	Upper	α-A. B. C series AWF & Manual type Brake shoe
	F411	A290-8111-X371	Φ140x22	Upper	α-A. iB series Brake shoe
	F412	A290-8011-V352		Upper	O. P. Q. R. W series Brake shoe
	F413	A290-8039-V352	Φ100x22	Upper	W-0 series AWT type Brake shoe
	F414	A290-8110-X382	Φ40xΦ28x30	Roller	α-C series AWF & Manual type / Pinch roller
	F415	A290-8110-X383	Φ40xΦ12x30	Roller	α-C series AWF & Manual type / Feed roller
	F416	A290-8110-X762	46x40x24.5	Base	α-C. iA. iB series AWF & Manual type / Guide base
	F417	A290-8112-X382	Φ80x22	Roller	α-iA. iB series AWF & Manual type / Pinch roller Not available for full ceramic
	F418	A290-8112-X382	Φ80x22	Roller	α-0iA. 0iB. 1iA. 1iB series AWF & Manual type / Pinch roller With steel insert
	F419	A290-8119-X378	99x37x15	Shaft	α-0iA. 0iB. 1iA. 1iB series AWF & Manual type / Pinch roller
	F420	A290-8112-X383	Φ80x22	Roller	α-iA. iB series AWF & Manual type / Feed roller
	F430	A290-8102-X622	17x6x33L	Guide end	
	F430s		17x6x33L	Guide end	F490+F490-1 Guide end set

Fanuc

Various

Picture	Code No.	Original P/No.	Dimension	Position	Application
	F430A		6x3x23	Guide end	
	F431		3x0.8x30	Ceramic - tube	
	F507	A290-8037-X331	Φ80xΦ28/20x18	Feed Roller	O. P. Q. R. W series Material : Stainless steel
	F508C	A290-8037-X331	Φ80xΦ28/20x18	Roller	O. P. Q. R. W series Material : Ceramic feed roller
	F509	A290-8037-X330	Φ80xΦ11x18	Roller	O. P. Q. R. W series Material : Stainless feed roller
	F510C	A290-8037-X330	Φ80xΦ11x18	Roller	O. P. Q. R. W series Material : Ceramic feed roller
	F511	A290-8037-X805	Φ60xΦ28x18	Roller	W-0 series AWT type / Pinch roller without bearing
	F512	A290-8037-X806	Φ60xΦ11x24	Roller	W-0 series AWT type / Feed roller
	F513	A290-8011-X470	Φ23xΦ12x12	Upper	W-3 series Semi-AWT type / Ceramic roller
	F514		Φ70	Right	Roller assembly
	F515		Φ39xΦ17x12		W0 series AWT type
	F516		Φ40xΦ14x12		W0 series AWT type
	F517	A290-8021-Y712	Φ10x19.5	Shaft	W series Guide holder shaft

Fanuc

Various

Picture	Code No.	Original P/No.	Dimension	Position	Application
	F518	A290-8110-X751		Upper	α-C, iA, iB, iC series Upper screw
	F519	A290-8112-X752	Φ38xΦ14x12	Upper	α-A. C series Upper screw
	F520	A98L-0001-0972	Φ115x85x14	Packing	α-iA. iB series Size : 4" V packing
	F521	A98L-0001-0973	Φ140x108x14	Packing	α-iA, iB series Size : 6" V packing
	F522	A290-8102-X656	10x7.5x24.5	Chuck	α-iA series
	F523	A290-8112-X656	10x6,2x13.5	Chuck	α-iA series
	F524	A290-8119-X691	24x10x7	Chuck	α-iA series
	F525	A290-8102-X684	38x20x13	Cutter spring	α-iA series
	F526	A290-8102-X684	38x20x9	Cutter spring	α-A. iC series
	F527	A290-8102-X721	70x55x28	Upper	α-A. B series Dies block using with F006
	F528	A290-8102-Y722		Upper	α-C. iC series Dies block
	F529	A290-8102-X763		Spacer	α-C. iC series Dies block
	F530	A290-8102-X722		Upper	α-A. B series Die guide base
	F531				α-A. B series Bobbin scrap
	F532	A290-8110-X721	70x55x28		α-C series Upper Block using with F005

Fanuc

Various

Picture	Code No.	Original P/No.	Dimension	Position	Application
	F533				α-A. C series Chuck rubber
	F534	A290-8032-V742		Right	W-0 series One way roller with bearing
	F535	A290-8032-V746		Left	W-0 series One way roller with bearing
	F545		83x11x43		α-iD series Helical gear
	F546	A90L-0001-0468 #BR	6x4x12mm	Brush	α-series
	F547	A97L-0001-0664 #15S1P	Φ16/6x6.2mm	Lower power feed	O ,P, Q, R, T, V, W1 ,W2, W3, W4
	F550	A290-8101-X767	Φ10x5.3L	Lower base cover	α-series
	F551	A290-8112-X374	Φ47x6L	Brass spacer ring	α-series
	F552	A290-8110-V384		Roller assembly	α-C series Ceramic bearing (F502)
	F553	A290-8119-X382	Φ80/47x22T	Pinch roller	α- iD series
	F554	A290-8119-X383	Φ80/17x22T	Feed roller	α- iD series
	F555	A290-8119-X618	Φ100/20x22T	Upper Brake shoe	α- iD series
	F556	A290-8119-X766		Lower Ceramic roller	α- iD series
	F557	A290-8119-X625	Φ34/14x8T	Roller	
	F558	A290-8112-X362	Φ81.5/68x 14.5/7mmT	Roller gear	α-iA, iB, iC, iD series
	F559	A290-8112-X363	Φ82x14.5T	Feed roller	α-iA, iB, iC, iD series

Fanuc

Various

Picture	Code No.	Original P/No.	Dimension	Position	Application
	F560	A290-8103-X080	Φ14x5x5mm	Shaft	α-iA, iB, iC, iD, iE series
	F561	A290-8112-X364	Φ66x45x1.5T	Ring	α-iA, iB, iC, iD, iE series Stainless steel
	F562	A290-8119-X633		Pin electrode	α-iD, iE series
	F563	A290-8116-Y756	6x9x17L	Upper Ceramic pin	α-iC, iD series
	F564	A290-8102-X738		Slide plate	
	F565	A290-8119-X693		Electrode	
	F566	A290-8112-X391			α-0iA, 1iA, 0iB, 1iB, 0iC, 1iC series
	F567	A98L-0001-0347 /S36W	Φ35.5x2mm	Ring	α-iD, iE series Stainless steel
	F568	A290-8119-X778		Spacer	
	F569	A97L-0201-0713		Coupling	
	F570	A290-8110-X317		Bushing	
	F571	A290-8102-X615		Ceramic guide	α-0iA, 1iA, 0iB, 1iB, 0iC, 1iC series
	F572	A290-8110-V727	44x 29x7mmT	Cover	Ref : A290-8110-X727
	F573	A290-8119-X765	Φ35x9.6mmT	Cover for roller	
	F574	A290-8102-X739	8mmL F19	Slide screw	α- iD, iE series

Fanuc

Various

Picture	Code No.	Original P/No.	Dimension	Position	Application
	F575	A290-8104-Y398	Φ12/7.2x1.0T	Spacer	
	F576	A97L-0203-0464 /FLT4M3		Elbow screw joint	α- iA, iE series
	F577	A97L-0203-0464 /FLT4M5	6x9x17L	Upper Ceramic pin	α- iA, iE series
	F578	A97L-0203-0296		Cutter	α-0iA, 1iA, 0iB, 1iB, 0iC, 1iC series
	F579	A290-8102-X319		Rubber cover	α-0iA, 1iA, 0iB, 1iB, 0iC, 1iC series
	F580	A660-8010-T057 /STD		Cable	
	F581	A660-8010-T058 /STD		Cable	
	F582	A660-8010-T059 /STD		Cable	
	F583	A660-8011-T684 /DET		Cable	
	F584	A660-8011-T684 /JP		Cable	
	F585	A660-8011-T684 /LWG		Cable	α- series 4pcs
	F586	A660-8011-T684 /UPG		Cable	α- series 6pcs
	F587	A660-8011-T711 /DET		Cable	
	F588	A660-8011-T711 /LWG		Cable	α- series 4pcs
	F589	A660-8011-T711 /UPG		Cable	α- series 6pcs

Fanuc

Bearing

Picture	Code No.	Original P/No.	Dimension	Position	Application
	FBE01	A97L-0001-0670	Φ12/7x4	Bearing	SS1260ZZ for F401, F402 Old no. F400. F500
	FBE02	A97L-0001-0670	Φ25/22xΦ8x7	Bearing	DRF2208 for F401-1 Without rubber seal
	FBE03	A97L-0201-0369	Φ25/22xΦ8x7	Bearing	DRF2208 for F401-1 With rubber seal Ref. : M422=608RS=FL608LLB
	FBE04	A97L-0201-0369	Φ25xΦ12x8	Bearing	SS6001LLU For F406, 410, 417
	FBE05	A97L-0201-0910 A97L-0201-6003	Φ35xΦ17x10	Bearing	SS6003LLU With rubber seal
	FBE06	A97L-0201-0910 A97L-0201-6003	Φ35xΦ17x10	Bearing	SS6003ZZ Without rubber seal
	FBE07	A97L-8101-0765	Φ40xΦ17x12	Bearing	SS6203LLU With rubber seal
	FBE08	A97L-0201-0911	Φ47xΦ35x7	Bearing	SS6807ZZ
	FBE09	A97L-0201-0673	Φ12/32x10	Bearing	Ref : 6201ZZ
	FBE10		Φ26/10x8	Bearing	Ref : 6000ZZ
	FBE11		Φ26/10x8	Bearing	Ref : 6000LLB With rubber seal