











Mitsubishi

Wire Guide

Picture	Code No.	Original P/No.	Dimension	Position	Application
	M101A	X053C082G58 X053C082G60 X053C082G51 X053C082G56 X053C082G65	Φ0.105 Φ0.155 Φ0.205 Φ0.255 Φ0.305	Common	DWC-N. F series Manual type
	M101B	X052B040G62 X052B040G63 X052B040G64 X052B040G65 X052B040G66	Φ0.105 Φ0.155 Φ0.205 Φ0.255 Φ0.305	Common	DWC-F1. G. 90PG series Manual type
	M102	X053C188G52 X053C188G53 X053C188G54 X053C188G55 X053C188G56	Φ0.11 Φ0.16 Φ0.21 Φ0.26 Φ0.31	Lower	DWC-F1. G. H. H' series SK1.2 / Manual type
	M103	X052B054G51 X052B054G52 X052B054G53 X052B054G54 X052B054G55	Φ0.105 Φ0.155 Φ0.205 Φ0.255 Φ0.305	Common	DWC-H. H'. H1. HA. PH. C series Manual type
	M104	X052B092G54 X052B092G55 X052B092G56	Φ0.21 Φ0.26 Φ0.31	Lower	DWC-H' series SK3 type
	M105A	X053C137G62 X053C137G63 X053C137G64 X053C137G65 X053C137G66	Φ0.11 Φ0.16 Φ0.21 Φ0.26 Φ0.31	Upper	DWC-F. F1. G series SK1 type
	M105B	X054D190H03	Φ0.4x51mmL	Upper	DWC-F. F1. G series Manual / AF type, Ref : Set pipe for C137G
	M106	X052B102G51 X052B102G52 X052B102G53 X052B102G54 X052B102G55	Φ0.105 Φ0.155 Φ0.205 Φ0.255 Φ0.305	Upper	DWC-H. H'. G series SK1 type Φ4.0x60mm
	M107A	X052C458G51 X052B123G52 X052B123G53 X052B123G54 X052B123G56	Φ0.105 Φ0.155 Φ0.205 Φ0.255 Φ0.305	Upper	DWC-A. B. H. H'. HA .SA. SB. SZ. Z series AF1 type
	M107B	X052B244G51 X052B240G51 X052B240G52 X052B240G53 X052B240G54	Φ0.105 Φ0.155 Φ0.205 Φ0.255 Φ0.310	Upper	DWC-A. B. H. H'. HA .SA. SB. SZ. Z series AF1 type / With cooling hole
	M108	X054D162G54	Φ0.4	Common Set screw	DWC-N. F. F1. G series Manual / AF type M12 tap - Φ10.5xID0.4x11mmL

Mitsubishi

Wire Guide

Picture	Code No.	Original P/No.	Dimension	Position	Application
	M109	X054D171G54	Φ0.4	Upper	DWC-G. F. H. H' series AF.SK1.2.3 type Die guide A / M12 tap -OD10.5x11mmL
	M110	X053C136G52 X053C136G54	Φ0.60 Φ0.40	Upper	DWC-F. F1. G series AF.SK1 type Eccentric dies guide
	M111	X053C245H02		Common	DWC-G. H. H'. H1. C. SA. SB. SZ series AF1.2.SK3 / Manual type Die holder for power feed contact
	M112	X053C299G51	Φ3xΦ0.4x9.5	Upper	DWC-G .H. H' series AF.SK1.2.3 type / Eccentric center dies guide OD3.0xID0.4x9.5mmH with 0.5mm groove
	M113	X053C628G51	Φ0.4	Lower	DWC-G. H. H' series AF.SK1.2.3 series, Ceramic insert M12 tap - OD11xID0.4x12.5mmH
	M114	X053C241G52	Φ0.4	Common	DWC-H. H'. H1. C. SA. SB. SZ series Manual type / No ceramic insert M12 tap - OD11xID0.4x12.5mmH
	M117	X052B176G51 X052B176G52 X052B176G53 X052B176G54 X052B176G55	Φ0.105 Φ0.155 Φ0.205 Φ0.255 Φ0.305	Lower	DWC-H1. HA. SA. SB. SZ. C series AF1 type
	M117-1	X052B241G51 X052B241G52 X052B241G53 X052B241G54 X052B241G55	Φ0.105 Φ0.155 Φ0.205 Φ0.255 Φ0.305	Lower	DWC-H1. HA. SA. SB. SZ. C series AF1 type / with big cooling hole
	M120	X053C524G51	Φ0.4	Upper	DWC-H1. HA. SA. SB. SZ series Set screw / AF1 type M12 tap - OD11.5xID0.4x13mmH
	M122	X053C012G54 X053C012G56 X053C012G57	Φ0.21 Φ0.26 Φ0.31	Common	DWC-70. 90. 110. 200 series Manual / AF type
	M124	X053C104G52 X053C104G53 X053C104G54 X053C104G55 X053C104G56	Φ0.11 Φ0.16 Φ0.21 Φ0.26 Φ0.31	Lower	DWC-F series AF.SK1 type
	M125	X053C153G55	Φ0.4	Upper	DWC-F. F1. G. H series AF.SK1.2.3 type Sub guide

Mitsubishi

Wire Guide

Picture	Code No.	Original P/No.	Dimension	Position	Application
	M126	X053C508G51	Φ0.35	Upper	DWC-H1. HA. SA. SB. SZ series AF1 type / Sub guide B OD12xID0.35x33.5mmH
	M127	X053C557G51	Φ0.50	Upper	DWC-H1. HA. SA. SB. SZ series AF1 type / Sub guide A
	M129s	X054D826H06 X054D826H07 X054D826H08 X058D054H02	Φ0.5 Φ0.75 Φ1.0 Φ1.5	Upper	DWC-HA. SA. SB. SZ. CX. FX. FA series Stainless housing+Ceramic insert OD23 x 21mmL
	M129c	X054D826H06 X054D826H07 X054D826H08 X058D054H02	Φ0.5 Φ0.75 Φ1.0 Φ1.5	Upper	DWC-HA. SA. SB. SZ. CX. FX. FA series Full ceramic jet nozzle OD23 x 21mmL
	M129-1	X927D278H01	Φ19.5x18.5H	Spring	DWC-HA. SA. SB. SZ. CX. FX. FA series Spring for M129
	M130s	S684D823P13 S684D823P14 S684D898P61	Φ0.5 Φ1.0 Φ1.5	Upper	DWC-H1. HA. SA. SB. SZ series - AF1 type Stainless+Ceramic insert
	M130c	S684D823P13 S684D823P14 S684D898P61	Φ0.5 Φ1.0 Φ1.5	Upper	DWC-H1. HA. SA. SB. SZ series AF1 type Material : Full ceramic
	M131	X177B558H02	Φ26x54.5	Upper	DWC-H1. HA. SA. SB. SZ series AF1 type / Guide holder
	M132	X053C834G51 X053C834G52 X053C834G53 X053C834G54 X053C834G56	Φ0.105 Φ0.155 Φ0.205 Φ0.255 Φ0.310	Upper	DWC-PX. QA. SX. SB. SZ series - AF2 type DWC-CX. FX. FX-K series - AF3 type X055C538G55 : Φ0.255 X055C538G56 : Φ0.305
	M132-1	X056C833G51 X056C833G52 X056C833G53 X056C833G55	Φ0.210 Φ0.260 Φ0.310 Φ0.255	Upper	DWC-RA. FA series AT type X056C833G54 : Φ0.205
	M133	X052B243G63 X052B243G64 X052B243G61 X052B243G65 X052B243G62	Φ0.105 Φ0.155 Φ0.205 Φ0.255 Φ0.310	Lower	DWC-PX. QA. SX. SB. SZ series - AF2 type CX. FX. FX-K series - AF3 type X052B507G54 : Φ0.205 X052B507G55 : Φ0.255 X052B507G56 : Φ0.305
	M133-1	X052B387G51 X052B387G52 X052B387G53 X052B387G55	Φ0.210 Φ0.260 Φ0.310 Φ0.255	Lower	DWC-RA. FA series AT type













Mitsubishi

Wire Guide

Picture	Code No.	Original P/No.	Dimension	Position	Application
	M134	X055C631G52	Φ0.4	Upper guide	DWC-BA series Guide U
	M135	X085C079G53	Φ0.6	Lower Guide UD	MV series
	M136	X085C096G53	Φ0.6	Lower Guide UD	MV series
	M137	X052B627G66 X052B627G65 X052B627G64 X052B627G63 X052B627G62	Φ0.10 Φ0.15 Φ0.20 Φ0.25 Φ0.30	Upper	MV series X052B662G62 : Φ0.255 X052B662G63 : Φ0.205 X052B662G61 : Φ0.305
	M138	X052B609G66 X052B609G65 X052B609G64 X052B609G63 X052B609G62	Φ0.10 Φ0.15 Φ0.20 Φ0.25 Φ0.30	Lower	MV series X052B663G62 : Φ0.255 X052B663G63 : Φ0.205
	M139	X056C412G51 X053C834G61	Φ0.05 Φ0.07	Upper	NA Essence, PA20 series DD upper guide
	M140	X052B243G67 X052B243G66	Φ0.05 Φ0.07	Lower	NA Essence, PA20 series DD upper guide
	M141		Φ0.36	Lower Guide dies	FA-V, FA-S, FA-VS ,FA-S Advance
	M142	X056C072H01	12xΦ0.35x33.4	Diamond Sub dies B	FX, FX-H, CX, AF2.3 AT type Auto-threaded
	M143	X059D247H01 DK31900	10x0.45x19	Guide die A	FA10, FA20, FX, FX-H, CX, AF2.3 AT type Auto-threaded
	M144	X085C232G51		Guide	
	M145	X089D194G51		Upper	MV series Upper guide

Mitsubishi

Wire Guide

Picture	Code No.	Original P/No.	Dimension	Position	Application
	M146	X204D293H02		Lower	DWC-HA. SA. SB. SZ. SX. CX. FX series AF2.3 type / Ring
	M147	X054D896G51	Φ0.5	Upper	DWC-CX. FX. FX-K series AF2.3 type / Sub guide A
	M148	X054D897H01	Φ0.5	Upper	CX. FX. FX-K series AF2.3 type / Holder
	M149	X059D084G51	Φ0.5	Upper	RA, FA, FA-V, FA-P, FA-S, FA-VS, BA , Na essence series AF2.3 type / Sub guide A
	M150	X058D963G51 X088D339G51	Φ1.0	Upper	RA, FA, FA-V, FA-P, FA-S, FA-VS, BA , Na essence series AF2.3 type / Sub guide B
	M151	X054D496G51	Φ0.5	Upper	DWC-H'. HA. SA. SB. SZ series AF1 type / Guide pipe A
	M152	X054D504G51	Φ0.8	Upper	DWC-H'. HA. SA. SB. SZ series AF1 type / Guide pipe A
	M153	X053D499G51	Φ0.5	Upper	DWC-H'. HA. SA. SB. SZ series AF1 type / Guide pipe B
	M154	X054D424G56	Φ0.8	Upper	DWC-H'. HA. SA. SB. SZ series AF1 type / Guide pipe B
	M155	X054D980G51	18x0.8x115L		DWC-H'. HA. SA. SB. SZ series AF2 type / Guide pipe A
	M156	X054D836G53			DWC-H'. HA. SA. SB. SZ series AF2 type / Guide pipe B
	M157	X058D975G52	14x1.5x119L		DWC-RA. FA series AT type / Guide pipe
	M158	X055C798G51		Lower	NA Essence series

Mitsubishi

Power Feed Contact

Picture	Code No.	Original P/No.	Dimension	Position	Application
	M001	X054D125H03	Φ7xΦ0.7x22	Common	DWC-N. F. G. H. HA. C series Manual type Ref : X054D125H05
	M001S	X054D125H03	Φ7xΦ0.7x22	Common	DWC-N. F. G. H. HA. C series Manual type Screw type with groove index
	M002	X054D129H04	Φ7xΦ0.7x22	Lower	DWC-N. G. H. HA. SA. SB series
	M002S	X054D129H04	Φ7xΦ0.7x22	Lower	DWC-N. G. H. HA. SA. SB series SK1.2.3. AF1 type Screw type
	M003	X054D199H01	Φ3.0xΦ0.7x16	Upper	DWC- F. F1. G series SK1. AF type / Upper B
	M004	X054D216H01	Φ3.0xΦ0.7x16	Upper	DWC- F. F1. G series SK1 type / Upper A
	M005	X054D345H01	2.5x3.0x27.5	Upper	DWC-B. H1. HA. PA. SA. SB. SZ - AF1 type DWC-H. G series - SK2.3 type
	M005G	X054D345H01	2.5x3.0x27.5	Upper	DWC-B. H1. HA. PA. SA. SB. SZ - AF1 type DWC-H. G series - SK2.3 type
	M006	X054D024H01	Φ7x16x16 9T	Lower	DWC-70, 80, 90, 100, 110, 200 series
	M007	X054D020H01	Φ7x16x16 17.4T	Upper	DWC-70, 80, 90, 100, 110, 200 series
	M008	X054D186H02	10.0x6.0x8.0	Common	DWC-H1. HA series Manual type
	M009	X056C075H01 X056C075H04	Φ24.8 x 19.9	Common	DWC-HA. SA. SB. SZ. SX. CX. QA. RA series DWC-FX. FA series AT. AF2.3 type / Polished standard type
	M009-1	X056C075H05 X056C075H06 X056C432H01	Φ24.8 x 19.9	Common	DWC-HA. SA. SB. SZ. SX. CX. QA. RA series DWC-FX. FA series / AT. AF2.3 type Ref. M009N / Unpolished standard type
	M009A	X056C075H05	Φ24.8 x 19.9	Common	DWC-CX. FA. FX-S series AT. AF1.2.3 type Polished angle type

Mitsubishi

Power Feed Contact

Picture	Code No.	Original P/No.	Dimension	Position	Application
	M009A1	X056C075H05	Φ24.8 x 19.9	Common	DWC-CX. FA. FX-S series AT. AF1.2.3 type Unpolished angle type
	M009v	X055C118H02	Φ24.8 x 19.9	Common	FA-V, VS series AT. AF1.2.3 type Polished type
	M009v1	X055C118H02	Φ24.8x 19.9	Common	DWC-FA-V series AT. AF1.2.3 type Unpolished type
	M010	X059D448G52		Common	DWC-N. F. G. H. HA. C series Ref : M605-2, Plastic pin for M009
	M011	X089D256H02	38x18x5	Common	BA. NA. NA-P series Ref : X088D439H02, X088D493H01, X088D493H02
	M012	X088D439H01	41.2x18x5.2	Common	MV series
	M013	X054D990H01	Φ8x21		DWC-HA. SA .SB. SZ. SX. CX. FX. QA. RA.FA Series AF2.AF3.AT type
	M014	X058D459H01	Φ8x21		DWC-HA. SA .SB. SZ. SX. CX. FX. QA. RA.FA Series AF2.AF3.AT type
	M015	X058D459H03	Φ8x21		DWC-HA. SA .SB. SZ. SX. CX. FX. QA. RA.FA Series AF2.AF3.AT type

Mitsubishi

Flushing Nozzle

Picture	Code No.	Original P/No.	Dimension	Position	Application
	M200	X183C443H01	Φ4.5	Upper	DWC-H. H' series - SK type DWC-HA. H1. C. 90PH - Manual type For 5-axis / with groove on top
	M202	X183C439H01 X183C439H02 X183C439H03	Φ4 Φ6 Φ8	Upper	DWC-H, H1, H2 ,HA, C Black Color with groove on top Set : M202+M207
	M202A	X183C439H01	Φ4.0	Upper	DWC-H. H' series - SK type DWC-HA. H1. C. 90PH - Manual type Acrylic with groove on top
	M202B	X183C439H01 X183C439H02 X183C439H03	Φ4 Φ6 Φ8	Upper	DWC-H. H' series - SK type DWC-HA. H1. C. 90PH - Manual type Acrylic without groove on top
	M207	X053C491H01 X053C491H02 X053C491H03	Φ4 Φ6 Φ8	Lower	DWC-F. G. C. H. H1. HA. 90PH series Brass housing type with groove Ref : M2102
	M207-1	X053C491H01 X053C491H02 X053C491H03	Φ4 Φ6 Φ8	Lower	DWC-F. G. C. H. H1. HA. 90PH series Common for SK/Manual type Full plastic type with groove
	M207A	X054D209H11 X054D209H12 X054D209H13	Φ4 Φ6 Φ8	Lower	DWC-F. G. C. H. H1. HA. 90PH series Common for SK/Manual type Full plastic type without groove
	M207A-1	X054D209H11 X054D209H12 X054D209H13	Φ4 Φ6 Φ8	Lower	DWC-F. G. C. H. H1. HA. 90PH series Brass housing of M2102 without groove
	M207C	X053C491H01	Φ4	Lower	DWC-F. G. C. H. H1. HA. 90PH series Ref : M2102 with groove
	M210	X053C621H01 X053C621H02 X053C621H03	Φ4.0 Φ6.0 Φ8.0	Lower	DWC-H1. HA. SA. SB. SZ. PA series Brass housing without groove Ref : Brass type of M2101
	M210A	X053C621H01 X053C621H02 X053C621H03	Φ4.0 Φ6.0 Φ8.0	Lower	DWC-H1. HA. SA. SB. SZ. PA series Plastic type without groove Ref : Plastic type of M2101
	M2101	X053C621H01 X053C621H02 X053C621H03	Φ4.0 Φ6.0 Φ8.0	Lower	DWC-H1. HA. SA. SB. SZ. PA series AF1 type Ceramic without groove on top
	M2102	X054D209H11 X054D209H12 X054D209H13	Φ4.0 Φ6.0 Φ8.0	Lower	DWC-G. F1 series - SK type DWC-G. F1. 90PG series - Manual type Ceramic without groove on top




Mitsubishi

Flushing Nozzle

Picture	Code No.	Original P/No.	Dimension	Position	Application
	M2103	X054D881H03 X054D881H07 X054D881H04 X054D881H05	Φ4.0 Φ4.0 Φ8.0 Φ12.0	Lower	DWC-HA. FX. SA. SB. SZ. SX. RA series AT. AF2.3 type Ceramic without groove on top X054D881H01 : Φ4.0
	M2103-1	X927D278H01	19.5×18.5	Spring	H1,HA,SA,SB,SZ
	M211	X183C378H01 X183C378H03 X183C378H05	Φ4.0 Φ8.0 Φ12	Upper	DWC-PA. A. Z. HA. B. H1 series AF1 type
	M212	X054D881H03 X054D881H04 X054D881H05	Φ4.0 Φ6.0 Φ8.0	Lower	DWC-HA. SA. SB. SZ. SX. RA series DWC-FX-K. FX-10.20 series / AT. AF2.3 type Ref : M2103
	M212A	X054D881H03 X054D881H04 X054D881H05	Φ4.0 Φ6.0 Φ8.0	Lower	DWC-HA. SA. SB. SZ. SX. RA series DWC-FX-K. FX-10.20 series AT. AF2.3 type Ref : M2103
	M215	X186C793H01 X186C793H02 X186C793H03	Φ4 Φ8 Φ12	Upper	DWC-SA. SB. SZ. SX. RA. PA. HA. CX series DWC-FX-K series AT. AF2.3 type OD=65 x 21.5Hmm
	M215L		Φ4	Upper	DWC-FX-K, SA. SB. SZ. SX. RA. HA. CX series Long nozzle set with L=20. 30.40.50mm
	M215-1	X186C793H01	Φ4 Φ8 Φ12	Upper	DWC-CX. FX.SX series AT. AF2.3 type OD=73 x 21.5Hmm
	M215-2		Φ4 Φ8 Φ12	Upper	DWC-FX.FA series AT. AF2.3 type OD=85 x 21.5Hmm
	M216	X182B458H02	Φ63x15.5x20H	Upper	DWC-PX. CX. SX. PA. FX. HA. A. Z. B series AT. AF2.3 type / Nozzle holder OD63xD15.5x20mmH
	M216-1	X187B370H03	Φ73x15.5x22H	Upper	DWC-SX. CX. FX. FA series AF2.3 type / Nozzle holder OD73xD15.5x22mmH
	M217	X196C451H01 X196C451H02	Φ4 Φ8	Upper	DWC-FX10.20 series AF3 type / 16.7mmH Ref : X196C197H01 - Φ4

Mitsubishi

Flushing Nozzle

Picture	Code No.	Original P/No.	Dimension	Position	Application
	M218		Φ75x15.5x20		DWC-FX10. FX20 series Nozzle holder, AF3 type
	M219	X085C257H01 X085C257H02	Φ4 Φ7	Upper	MV Series Ref : X085C155H01 (Φ4)
	M219-1	X085C257H01 X085C257H02	Φ4 Φ7	Upper	MV Series Ref : X085C155H01 (Φ4)
	M220	X085C131H01 X085C131H02	Φ4 Φ7	Upper	MV Series Ref : X085C131H11 (Φ4) X085C131H12 (Φ7)
	M220-1	X085C131H01 X085C131H02	Φ4 Φ7	Upper	MV Series Ref : X085C131H11 (Φ4) X085C131H12 (Φ7)
	M220-2	X085C131H11 X085C131H12	Φ4 Φ7	Upper	MV Series Brass housing
	M223	X056C836H01 X056C836H02 X056C836H03	Φ4 Φ7 Φ8	Upper	NA Essence, BA, FA-S advance Plastic nozzle
	M224	X059D083H02	Φ7	Lower	NA Essence, BA, FA-S advance Ceramic nozzle
	M225	X256C475H01		Upper	MV Series Nozzle holder
	M226	X263D355H02	Φ65.1/47x13.9T	Upper nozzle	MV series Nozzle support ring
	M227	X263D959H01 X265D557H01	Φ52/38.3x11T	Lower nozzle	MV series Nozzle support ring
	M228	X059D299G51		Ceramic nozzle	FA series
	M229	X089D306H01 X089D306H02 X089D306H03 X089D279H01 X089D300H05	Φ0.50 Φ0.75 Φ1.00 Φ1.50 Φ4.50 max30°	Jet nozzle	MV series X089D300H01 : Φ0.50 X089D300H02 : Φ0.75 X089D300H03 : Φ1.00 X089D842H01 : Φ7.00
	M230	X089D465G51		Jet nozzle	MVR, MVS series





Mitsubishi

Various

Picture	Code No.	Original P/No.	Dimension	Position	Application
	M301	X053C162H01	68x100x33T	Upper	DWC-F1. G. H. H'. H1. HA. C series Manual type
	M302	X054D185G51	120x105x11T	Lower	DWC-F1. G. H. H' series Manual type
	M303	X053C228G52	120x105x11T	Lower	DWC-F1. G. H. H' series AF.SK1 type
	M303-1	X183C065G52	120x104x10T	Lower	DWC-F. G. H series SK1.2 type
	M303-2	X175C508H01	120x104x11T	Lower	DWC-H series SK3 type
	M303-3	X175C508H01	120x104x11T	Lower	DWC-H series SK3 type
	M304	X052B166G51	106x115x25T	Lower	DWC-SA. SB. SZ. CZ-20 series AF1.2 type
	M305	X053C443H01	113x80x30T	Lower	DWC-110.200H1. 200HA. 90H series Manual. AF type
	M306	X053C314H01	76x70x30T	Lower	DWC-90H. H1. HA. C. A. CR series Manual. AF type
	M307	X056C110G51	Φ114x15T	Lower	DWC-CX. SX. SA. SB. SZ. FX series AF2.3 type
	M308	X056C273G51	Φ114x20T	Lower	DWC-FX10. PX. QA. RA-90 series Manual. AF type
	M309	X056C356G51	Φ125x20T	Lower	DWC-FX20. 30. 20K. 30K series Manual. AFtype
	M310	X056C968G51	115x100x20T	Lower	DWC-FA. FX20. 30. 20K. 30K series Manual. AF type
	M311	X056C356G52	115x110x20T	Lower	FA20, FA20-P, FA20-V, FA20-S, FA20-VS FA20-S advance, AT type
	M312			Lower	Isolator plate

Mitsubishi

Various

Picture	Code No.	Original P/No.	Dimension	Position	Application
	M313		38x74x4	Lower	Isolator plate
	M314	X053C901G51	82x51x23.5	Upper	Isolator plate
	M315	X056C356G53	115x100x20	Lower	FA30-V, PA20
	M316	X085C130G51	117x106x20	Lower	MV series
	M317	X089D225H01	67x60x6.8		MV series

Mitsubishi

Various

Picture	Code No.	Original P/No.	Dimension	Position	Application
	M400	X198D838H01		Lower	DWC-H1. HA. C. SA. SB. SZ series Common for Manual. AF1.2 type Lower aspirator
	M400-1	X194D998H02		Lower	DWC-H1. C. SA. SB. SZ. CX. FX series DWC-HA. QA. RA. FA series Common for Manual. AF1.2.AT.SK3 type
	M401C	X054D257G51 X058D078G51	Φ57x18T	Lower	DWC-H. H'. G. F. F1 series Pinch roller / SK1.2 type
	M401-1		Φ12	Lower	Roller shaft for M401C
	M402C	X054D256G51 X058D077G51	Φ57x18T	Roller	DWC-H. H'. G. F. F1 series Capstan roller / SK1.2 type
	M402-1	X176C305H02	Φ12x126	Shaft	Roller shaft for M402C
	M402-2	X194D152H01	Φ58x17T		Shaft cover
	M403C	X054D413G51	Φ57x25T	Roller	DWC-H'. H1. HA. SZ. C. B series DWC-SA. SB series - SK3.AF1.2 type DWC-110PH - SK3 type / Pinch roller
	M403-1		Φ19x51	Shaft	Roller shaft for M403C
	M404C	X054D412G53	Φ57x25	Roller	DWC-H'. H1. HA. SZ. C. B series DWC-SA. SB series - AF1.2 type DWC-110PH - SK3 type / Capstan roller
	M404-1	X175C862H01	Φ12x112	Shaft	DWC+H'. H1 series Roller shaft for M404C
	M404-2	X183C679H01	Φ15x112	Shaft	DWC+H'. H1 series Roller shaft for M404C
	M404-3	X198D458H02	Φ58x15T	Cover	Shaft cover for M404
	M405C	X053C779G51	Φ57x32	Roller	DWC-H1. C. HA. SA. SB. SZ. SX. PA series Common for Manual/AF type Pinch roller without gear
	M405CS	X053C779G51	Φ57x32	Roller	DWC-H1. C. HA. SA. SB. SZ. SX. PA series Common for Manual/AF type Pinch roller with gear

Mitsubishi

Various

Picture	Code No.	Original P/No.	Dimension	Position	Application
	M405-1		Φ19x51	Shaft	DWC-H'. HA. SZ series Roller shaft for M405C
	M406C	X053C778G51	Φ57x32	Roller	DWC-H1. C. HA. SA. SB. SZ. SX. PA series Common for Manual/AF type Capatan roller
	M406C SET	X053C778G51	Φ57x32	Roller	DWC-H1. C. HA. SA. SB. SZ. SX. PA series Common for Manual/AF type Capstan roller with gear
	M406-1	X185C963H01	Φ15x117	Shaft	DWC-H. HA series Roller shaft for M406C
	M406-2	X186C827H01	Φ17x121	Shaft	DWC-HA. SX series Roller shaft for M406C
	M406-3	X185C815H01	Φ20x104		DWC-SZ series Shaft for M406C
	M406-4	X208D123H02	Φ17		DWC-HA. SX series Shaft Cover for M406C
	M407C	X058D340G51	Φ57x18	Roller	DWC-FX. FX-K. FA-20. RA. QA series Pinch roller
	M407-1	X258D058H02	Φ57x16	Spacer	DWC-FX. FX-K. FA-20. RA. QA series
	M407CS	X058D340G51	Φ57x18	Roller	DWC-FX. FX-K. FA-20. RA. QA series Pinch roller with gear
	M408C	X058D339G51	Φ57x18	Roller	DWC-FX. FX-K. FA-20. RA. QA series Capstan roller
	M408CS	X058D339G51	Φ57x18	Roller	DWC-FX. FX-K. FA-20. RA. QA series Capstan roller with gear
	M408-1		Φ17x121	Shaft	DWC-FX series AT type Roller shaft for M408C
	M409C	X055C008G51	Φ57x25	Roller	DWC-FA-20. RA. QA series AT type Pinch roller with MBE07 (M458)
	M409-1	X269D144H01	Φ12x67	Shaft	

Mitsubishi

Various

Picture	Code No.	Original P/No.	Dimension	Position	Application
	M409CS	X055C008G51	Φ57x25	Roller	DWC-FA-20. RA. QA series AT type / Pinch roller with gear
	M410C	X055C009G51	Φ57x25	Roller	DWC-FA-20. RA. QA series AT type / Capstan roller
	M410CS	X055C009G51	Φ57x25	Roller	DWC-FA. FX series AT type / Capstan roller with gear
	M410-1	X205C499H01	Φ17x129	Shaft	DWC-FA. FX series Roller shaft for M410C
	M411	X055C663G51	Φ80x28x26T		DWC-FA-S. BA series Ceramic pinch roller with key groove Ref : DBC52A064
	M411-1	X262D363H01	26x20x128	Shaft	
	M411-2	X088D449H02	85x22x8.6/13.5	Gear	
	M411-3	X088D452H02 X088D452H01		Spacer	
	M412	X055C662G51	Φ80x15x26T		DWC-FA-S. BA NA series Ceramic capstan roller Ref : DBC52A063
	M412-1	X255C008H02	26x20x136	Shaft	DWC-FA-S. BA NA series NV essence series
	M412-2	P840K000P25	20x47x14	Bearing 6204LLU	DWC-FA-S. BA NA series NV essence series
	M418	X089D258H01 X089D258H02	Φ46x25x16T	Roller	MV series Ceramic roller
	M419	X058D501H01 X058D438H01	Φ28	Gear	DWC-C. H1. HA. SA. SB. SZ. SX. FA series With 8 bolts for M409CS & M410CS Ref : X054D744H03
	M420	X054D257G51	Φ23	Gear	DWC-FX. FX-K series With 8 bolts for M407CS & M408CS
	M421C	X203C607H03	Φ40x22x14T	Roller	DWC-FX. FX-K. FA-20. RA. QA series Capstan roller
	M421-1	X196C131H01 X203C634H01		Lower	DWC-FX. QA. RA. FA series

Mitsubishi

Various

Picture	Code No.	Original P/No.	Dimension	Position	Application
	M421-2	X264D237H01	11x8x3	Coller B	FX, FA, NA
	M422	P840F000P69	Φ25/22xΦ8x7	Bearing	DWC-FX. QA. RA. FA. FX-K series AT. AF3 type / Bearing for M421 Refer to page 220
	M423	X053C920G51A		Lower	DWC-HA. SA. SZ. SX. CX. FX. FA series AT. AF2.3 type / Aspirator Ref : old no. X053C829G54
	M424	S601D899P01	DC motor 16CL-2501G	Motor	DWC-HA. SA. SZ. SX. CX. FX. FA series
	M425	X058D912G51 X088D350G52	Φ50xΦ19x22	Upper	DWC-FA. RA series AT type / Urethan roller
	M426	X193C196G51	Φ103xΦ16x47	Roller	DWC-CX. FX. FX-K. SX. Series Main tension rubber roller
	M426A	X053C559G52	Φ103xΦ16x35	Roller	DWC-SX series Main tension roller
	M426B	X053C559G52	Φ103xΦ16x35	Roller	DWC-SG QA series Main tension roller with key
	M427	X089D051G51	80,5x10x14x22T	Roller	MV series Urethan tension roller
	M428	X199D297H02	Φ200xΦ56x2	Upper	DWC-H. H'. C. H1. HA. SB. SZ series Water cover for M202, M211
	M429	X179D943H03	Φ150xΦ60x2	Upper	DWC-H. H'. C. H1. HA. SA. SB. SZ. FX series AT. AF2.3 type / Water cover for M215
	M430	X179D323H02		Upper	DWC-C. F. F1. G. H. H'. H1. HA. N series Cap screw / Brass
	M431	X179D323H02		Upper	DWC-C. F. F1. G. H. H'. H1. HA. N series Cap screw / Stainless

Mitsubishi

Various

Picture	Code No.	Original P/No.	Dimension	Position	Application
	M450	X056C507G51	Φ0.4	Upper	DWC-QA. FX-K series AF3 type / Guide U
	M451	X053C884G52	Φ0.4	Lower	DWC-QA. FX. CX. FK series AF3 type / Guide D
	M452	X056C274G51	Φ0.4	Upper	DWC-FX series AF3 type / Guide U
	M453	X056C846G51	Φ0.4	Upper	DWC-FA. RA series AT type / Guide U Replaced by X056C846G51
	M454	X053C884G55 X053C884G55	Φ0.6 Φ0.8	Lower	DWC-FA. RA series AT type / Guide D
	M455	X053C902G51			DWC-HA. CX. SA. SX series AT type / Guide U
	M456	X056C146G51			DWC-HA. CX. SA. SX series AF3, AT type / Guide U
	M457	X055C630G54	Φ0.8	Lower guide	DWC-BA series Guide D
	M458	X260D821N51		Die driver	CX, SA, SX, FX, FA series
	M459	X176C706G02	63x56x27	Upper	DWC-F1. G. H. H'. C. HA series
	M460			Upper	DWC-F1. G. H. H'. C. HA series Plate for M459 (M452)
	M461			Lower	DWC-F1. G. H. H'. C. HA series Common for Manual/AF type
	M462	X176C610H01		Lower	DWC-F1. G. H. H' series Common for Manual/AF type

Mitsubishi

Various

Picture	Code No.	Original P/No.	Dimension	Position	Application
	M463	X184D271H06	43x48	Lower	DWC-F1. G. H. H' series Common for Manual/AF type Nozzle stopper
	M464	X179D401H01		Lower	DWC-F1. G. H. H' series Common for Manual/AF type
	M465	X179D406H04		Lower	DWC-G. H. SK series Common for Manual/AF type
	M466	X177B046H03		Lower	DWC-H1. HA series Common for Manual/AF type
	M467	X177B046H03		Lower	DWC-H1.HA series Common for Manual/AF type Complete with M482, M474 (M460. M453-2)
	M468	X602B845G51	Φ60	Lower	DWC-F. F1. G. H. H' series Manual type Pulley B complete set
	M469	X183C442H01	Φ40	Lower	DWC-H1. HA. SA. SB. SZ. SX. CX series Stainless / Using with MBE06 (M457)
	M470	X177B713H02		Lower	DWC-90C. HA. H series Common for Manual/AF type
	M471	X268D658H01	37x16x25T	Lower	FA, FA10. 20V, FA-S, RA200,
	M472	X191A806G52		Lower	MV series
	M473	X198D777H01	Φ42X10	Lower	DWC-H1. HA series Manual. AF1 type Plastic cover
	M474			Lower	DWC-H1. HA series Manual. AF type Fixing plate
	M475	X198D776H01	Φ36/16x25	Lower	DWC-H1. HA series Manual. AF type Brass type
	M476	X198D776H01	Φ36/16x25	Lower	DWC-H1. HA series Manual. AF type Plastic type
	M477	S913N313P11	16.3x12.7	Washer	DWC-H1. HA. SA. SB. SZ. SX. CX series Manual. AF type Wave washer for M469 (M456)

Mitsubishi

Various

Picture	Code No.	Original P/No.	Dimension	Position	Application
	M478	X194D873H01	18.8x12X1	Spacer	DWC-H1. HA. SA. SB. SZ. SX. CX series AF type / Spacer for M469 (M456)
	M479	S922N040P07	7.7x9.2x0.7T	Ring	DWC-H1. HA. SA. SB. SZ. SX. CX series Manual. AF type Retaining ring for M469 (M456)
	M480	X208D601H01	60x21.5	Cover	DWC-H1. A,B. Z. CX. SX series Guide cover
	M481s				DWC-90C. HA. H series Die set
	M482	X189D690H04	Φ35	Clamping Brass	DWC-H2. HA. SZ series AF1 type / For M466 (M454)
	M483	X189D690H04	Φ35	Clamping Stainless	DWC-H2. HA. SZ series Manual.AF type / For M466 (M454) Stainless type
	M484	X053C522G51	Φ21/20x16H	Upper	DWC-H1. HA. SA. SB. SZ. SX. CX. FX Pinch roller with gear, MBE08 (M463) AF1.2.3 type. Clock wise
	M485	X194D505H03	Φ10x32.5	Shaft	DWC-H1. HA. SA. SB. SZ. SX. CX. FX
	M486	X053C522G52	Φ21/20x16H	Upper	DWC-H1. HA. SA. SB. SZ. SX. CX. FX Pinch roller with gear, Clock wise AF1.2.3 type
	M487	X268D849H01		Roller	FA series Flange for M410 Roller set
	M488	X183C107H01		Roller block	SK2 SUS
	M489	X269D013G51 X269D013G52	Φ14xΦ6x18	Roller	DWC-FA series
	M490	X261D421H01	Φ21xΦ6x18	Roller	DWC-FA series
	M491	X058D991G51	Φ14X12	Roller	DWC-RA series
	M492	X058D991G52	Φ14/13X19	Roller	DWC-RA series

Mitsubishi

Various

Picture	Code No.	Original P/No.	Dimension	Position	Application
	M493	X209D212H01 X208D675H01	31x23.5x10.3	Lower	DWC-H1. HA. SA. SB. SZ. SX. CX. FX series AT. AF2.3 type Holder for M009
	M494	X208D405H01	20x17.6x11.3	Upper	DWC-HA. SA. SB. SZ. CX. SX. FX. FA series AF2.3 type Holder for M009
	M495	P421A030P00			Limit switch for all series
	M496	X054D027H02	Φ3.0x46L		Ceramic tube
	M497	X184D885H01	Φ60xΦ9x44	Pulley	With bearing
	M498	X054D554H01	Φ80xΦ19x20	Pulley	With bearing
	M499	X054D121H02	Φ66xΦ19x6	Pulley	With bearing
	M500		Φ86xΦ19x6	Pulley	With bearing
	M501	X178D933H02	Φ45xΦ10x10		Felt plate
	M502	X174D199H02	Φ45xΦ10x7		Felt break Ref : 43x10x5
	M503	X053C175G51	Φ100xΦ16x16	Roller	F. G. H. HA series Urethan tension roller
	M504		Φ70xΦ10x8		FA series Felt break
	M505	X058D429H01	Φ90xΦ19x20	Pulley	CX. FX. SA. SX series Pulley with bearing Ref. X054D971H02
	M506	X264D949H01	Φ90xΦ23x25	Pulley	Pulley with bearing Ref : 90x19x25
	M507	X056C839G51	Φ80xΦ10x22	Roller	DWC-FA series Ceramic tension roller Ref. X056D851G51

Mitsubishi

Various

Picture	Code No.	Original P/No.	Dimension	Position	Application
	M508		Φ90xΦ19x32	Pulley	DWC-CX. FA. P series
	M509		Φ113xΦ16x47	Roller	DWC-SA. SZ series Urethan roller
	M510	X188C208H02	Φ60xΦ19x104	Pulley	DWC-SB series
	M511		Φ49xΦ19x106	Pulley	DWC-P series
	M512		62x6	Pulley	DWC-SK series
	M513		38x19x106H	Pulley	DWC-SK series Pulley with bearing
	M514	X056C326G51 X056C326G52		Cutter	DWC-CX. FX. FA. RA MV series AF3 type (old no M501) For dia 0.15~0.30mm wire
	M515	X056C326G51 X056C326G52		Cutter	DWC-CX. FX. FA. RA MV series AF3 type (old no M501) For dia 0.10mm wire
	M516	X058D370H01 X268D912H02	13.2/10x10.4H	Fixed blade	DWC-CX. FX. FA. RA series Fixed blade for M514 (old no M501)
	M517	X058D070G51	62x36x62H	Cutter unit	DWC-CX. FX series (old no M502)
	M518	X056C998H01		Aspirator	FA series
	M519	X203C145H04	30x27.5x78	Aspirator	DWC-CX. FX. FA. RA series AWT type Aspirator for M514 (M501)
	M520	X258D350H01	6x18.7	Cutter	DWC-CX. FX. FA. RA series AWT type For detect nozzle of M514 (M501)
	M521	X258D168G54	OD30x14L	Coupling	DWC-CX. FX. FA. RA series AWT type Coupling for M514 (M501)

Mitsubishi

Various

Picture	Code No.	Original P/No.	Dimension	Position	Application
	M522	X258D320G51 X058D660G51 X058D660G52	Φ25x60	Plastic pipe	DWC-CX. FX. FA. RA series AWT type Plastic pipe
	M523	X056C737G51 X058D503G51	35x40	Pipe holder	DWC-CX. FX. FA. RA series AWT type Pipe holder
	M524	X254D700G52 X258D321G53 X258D321G54	28x35	Guide	DWC-CX. FX. FA. RA series AWT type Ceramic wire guide
	M525	X058D186G51	62x36x62H	Cutter unit	DWC-CX. FX series AF3 type
	M526	S684D887P67 S684D886P98 S684D894P09		Wire cutter	MV series Refer : 2 blade of cutter unit
	M530A	X182B893H01	105x69.5x47x14	Upper	DWC-FX10. 20 series Common for Manual/AF type Without door
	M531s	X187B284H01	80x69x47	Upper	DWC-FX-K series Common for Manual/AF type Dies block with door
	M532	X181A280G51	70x98x98	Lower	DWC-SA, FX series Common for Manual/AF type Guide base
	M533	X181A735G51	70x98x98	Lower	DWC-FX. FX-K series Common for Manual/AF type Guide base
	M533S	X181A735G51	70x98x98	Lower	DWC-FX. FX-K series Common for Manual/AF type Lower set
	M533FS	X181A735G51	70x98x98	Lower	DWC-FX. FX-K series Common for Manual/AF type Full set

Mitsubishi

Various

Picture	Code No.	Original P/No.	Dimension	Position	Application
	M534	X187B580H01 X192B442H01 X192B707H01K	80x70x47	Upper	DWC-FA10. 20 series Guide base without door 2 Tap hole on front
	M534s	X187B580H01	80x70x47	Upper	DWC-FA10. 20 series Guide base set with door
	M534-1	X206C421H01		Upper	DWC-FA10. 20 series Door for AWT type
	M534-2	X268D104H01	14x23x5	Upper	DWC-FA10. 20 series Plate spring for door
	M534-3	X055C330G51	22x13.5x29	Upper	DWC-FA10. 20 series Air cylinder
	M535A	X187B532H01	80x69x47	Upper Injection type	DWC-RA series 3 tap hole on front Cooling hole on side
	M535B	X187B532H01		Upper Sinking type	DWC-RA series 3 tap hole on front Cooling hole on side
	M536A	X182B995H01 X182B684H01	104.5x60x47 1-1/8" Tap	Lower	DWC-CX.HA.SA.SX.SZ series AF2 type / 1 hole on side
	M536AS			Lower	DWC-CX.HA.SA.SX.SZ series AF2 type / 1-1/8" tap With door+stopper
	M536B	X182B995H01 X182B684H01	104.5x60x47 2-1/8" Tap	Lower	DWC-FX series AF2 type / 2 hole side With door
	M536BS			Lower	DWC-FX series AF2 type / 2-1/8" tap With door+stopper

Mitsubishi

Various

Picture	Code No.	Original P/No.	Dimension	Position	Application
 SEDEX	M536C	X187B621H01	104.5x60x47 M6x2+M4x2	Lower	DWC-FA. RA. FX series AF2 type / 4 hole on side General type for FX series
 SEDEX	M536CS			Lower	DWC-FA. RA. FX series AF2 type /M6x2+M4x2 With door+stopper
 SEDEX	M536D	X187B621H01	104.5x60x47	Lower	DWC-FA. FX series Guide base
 SEDEX	M536DS			Lower	DWC-FA. FX series Guide base assembly with door+stopper
 SEDEX	M536-1	X208D528H02	46x48x12	Lower	DWC-HA. SA. SX. CX. FA. FX series AF2 type, Nozzle stopper Ref : X208D528H01
 SEDEX	M536-2	X186C819H01		Lower	DWC-HA. SA. SX. CX. FA. FX series AF2 type / Dies block cover Ref : X186C819H02
 SEDEX	M536-3	X054D943H01	7x40x0.8T	Lower	DWC-HA. SA. SX. CX. FA. FX series AF2 type, Spring flat
 SEDEX	M536-4	X927D266H01	20x18	Lower	DWC-HA. SA. SX. CX. FA. FX series AF2 type, Packing for door Ref : X208D555H01
 SEDEX	M537	X177B394G53		Upper	DWC-H1. A. B. Z. SB. SZ series AF2 type Dies guide block
 SEDEX	M538	X182A183G52	97x74x70	Lower	DWC-HA. SZ. SA. SX. CX. FX series AF2 type / Dies block for M456
 SEDEX	M539S	X182A183G52		Lower	DWC-HA. SZ. SA. SX. CX. FX series AF2 type

Mitsubishi

Various

Picture	Code No.	Original P/No.	Dimension	Position	Application
	M540A	X182B373H04 X182B667H02	67x62.5x44.5	Upper	DWC-HA. SA. SX series AF2 type
	M540AS			Upper	DWC-HA. SA. SX series AF2 type Die set
	M541A	X182B598H01	67x62.5x44.5	Upper	DWC-HA. SA. SX series AF2 type / Small type
	M541AS			Upper	DWC-HA. SA. SX series AF2 type Complete set
	M542	X182A183G51		Lower	DWC-SZ series AF2 type
	M542S			Lower	DWC-SZ series AF2 type
	M543	X209D468H02	37x8x25	Lower	DWC-FA. Na series AF2 type
	M544S	X182B667H02	65x63x43	Upper	DWC-CX series AF2 type Steel door
	M545	X262D527H02		Lower	NA series Guide Housing
	M546	X255C335H01		Lower	NA series Die Housing
	M547			Lower	MV series Dies Housing

Mitsubishi

Various

Picture	Code No.	Original P/No.	Dimension	Position	Application
	M548	P927K001P21		Spring	
	M640	X182B501G51		Upper	DWC-SA. SX series Collection plastic cover
	M641	X182B371G51		Cover	DWC-HA. SZ series Collection plastic cover
	M642	S684B898P30 S684B989P30		Cover	DWC-H1.2. HA series Collection plastic cover
	M643	X054D128H01	60x10x12	Cover	DWC-QA series Collection plastic cover
	M644		25x19x9	Roller	DWC-FA series Collection plastic cover
	M645		Φ57xΦ10x12	Lower	DWC-FA. SA. SX series SK2 type / Lower roller
	M645-1	X054D165H03 X194D666H01	23x64	Shaft	DWC-SZ. HA series
	M645-2	X184D570K01	47x10x10.5	Gear	DWC-FA. H. H1. H2. HA. SA. SX series
	M645-3	X184D571K02	47x16x3	Gear	DWC-FA. H. H1. H2. HA. SA. SX series
	M646	X054D165H01	Φ25xΦ19x9	Lower	DWC-SZ. SA. SX series SK2 / Ceramic roller
	M647			Pipe holder	DWC-SZ. SA. SX series AF1 type / Pipe holder
	M648			Spring	Collection spring Manual type

Mitsubishi

Various

Picture	Code No.	Original P/No.	Dimension	Position	Application
	M649		Φ50xΦ19x18	Lower	DWC-H1 series SK3 type
	M649S	S801D824P01	Φ50x19x18	Lower	DWC-H1 series SK3 type With shaft+Bearing
	M649-1			Shaft	DWC-H1 series SK3 type
	M650	X053C988G51		Plate	DWC-SA. SX. SZ series Slide plate
	M651	X859N219P33		Bearing	S6800ZZ
	M652	X859N219P06		Bearing	S1760ZZ
	M653	X058D685H01		packing	DWC-SA. SX. SZ. FX10. Q series Rubber packing
	M654	X054D588H01		Teflon o-ring	DWC-SA. SX. SZ. series
	M655	X058D380H01		Teflon o-ring	DWC-SX. FX10. QA10. series
	M656		14x10x6x35	Bolt	DWC-SA. SX. SZ series Brass bolt for slide plate ME851
	M657		M6x69mmL	Shaft	Collection shaft B
	M658		M8x69mmL	Shaft	Collection shaft B
	M659		14x10x73mmL	Shaft	Collection shaft A
	M660			Bellow	DWC-SZ series Bellow circle type for work tank

Mitsubishi

Various

Picture	Code No.	Original P/No.	Dimension	Position	Application
	M661			Bellow	DWC-SA. SX series Bellow circle type for work tank
	M662			Bellow	DWC-90H series Bellow circle type for work tank
	M663			Bellow	DWC-110H series Bellow circle type for work tank
	M664A		20x27x200		Gip strip for manual type Axis-U.V type
	M664B		20x27x160		Gip strip for manual type Axis-U.V type
	M665				Solenoid block for repair set
	M666			Cover	DWC-90HA.F.G.H series Cover for axis-U.V
	M667			Cover	DWC-110H.HA. 200H.HA series Cover for axis-U.V
	M668			Cover	DWC-HA series For axis-U.V
	M669-1			Cover	DWC-SA. SX series For axis-U.V
	M669-2			Cover	DWC-110HA series Cover for axis-U.V
	M669-3			Cover	DWC-110HA series Cover for axis-U.V
	M669-4			Cover	DWC-110HA series Cover for axis-U.V
	M670			Cover	DWC-SA, SX series Cover for axis-U.V
	M671			Stopper	DWC-HA. SA. SX series For axis-U.V







Mitsubishi

Various

Picture	Code No.	Original P/No.	Dimension	Position	Application
	M672			Plate	DWC-HA. SA. SX series For axis-U.V Gear shaft plate
	M673	X176C876G51	110mm	Front	Skirt Curtain
	M674	X176C876G52	110mm	Back	Skirt Curtain Ref : X176C626H01
	M675	X088D301H02	50x19x22T	Roller	MV series Urethan roller
	M676	X269D013G52	14x10x18T	Pinch roller	FA series
	M677	P932K002P47	OD22/13.8x3T	Oil seal	For M429 lower head

Mitsubishi

Bearing

Picture	Code No.	Original P/No.	Dimension	Position	Application
	MBE01	P840F000P70		Bearing	DH88600, DU95400
	MBE02	P840K002P36	28x15x7	Bearing	6902H
	MBE03	P840F000P35		Bearing	Replaced by XBRRD-F608HDD
	MBE04	P840F000P69	Φ25/22xΦ8x7	Bearing	DWC-FX. QA. RA. FA. FX-K series Old no. M422 / For M421, M421C
	MBE05	S859N219P01	Φ40/17x12	Bearing	6203H 2RS Old no. M463-1
	MBE06	S859N319P33	Φ22/19xΦ7x6	Bearing	DWC-A. B. Z. H1. HA. SA. SB. CX . PX Old no. M457 / For M469 (M456)
	MBE07	S859N319P31	Φ22/19xΦ8x6	Bearing	DWC-F. F1. G. H1. HA. SA. SB. SZ. SX Old no. M458 For M401C, M403C, 405C. 407C. 409C
	MBE08	S811N724P02	Φ12xΦ6x10	Upper	DWC-H1. HA. SA. SB. SZ. SX. CX. FX Old no. M463 / Oneway clutch type Bearing NF06 of M484, M486 (M461, 462)
	MBE09	S859N219P39	Φ12xΦ6x4	Bearing	DWC-H1. HA. SA. SB. SZ. SX. CX. FX SSRF1260ZZ, Old no. M463-1
	MBE10	S859N219P40		Bearing	
	MBE11	S859N315P01	Φ12xΦ6x4	Bearing	DWC-H1. HA. SA. SB. SZ. SX. CX. FX DDR2280ZZ
	MBE12	S859N319P08	Φ12xΦ6x4	Bearing	DWC-H1. HA. SA. SB. SZ. SX. CX. FX DDRF1970ZZ
	MBE13	S859N319P10	Φ12xΦ6x4	Bearing	DWC-H1. HA. SA. SB. SZ. SX. CX. FX
	MBE14	S862N023P10	35X15X11	Bearing	S6202ZZ, Bearing for shaft of M406-1
	MBE15		Φ24xΦ12x6		Bearing 6901RS For cutter unit M514 (M501)