

Seibu

Wire Guide

Picture	Code No.	Original P/No.	Dimension	Position	Application
	SE111	4440400-7 4440400-9 4440400-8	Φ0.21 Φ0.26 Φ0.31	Common	EW-F. K. K2. K2 series Manual. AWF type Refer to 4451771
	SE112	4433681-4 4433681-5 4433681-6	Φ0.21 Φ0.26 Φ0.31	Common	EW-B. E series EWP-300A2 series Manual type
	SE113	3438115	Φ0.21 Φ0.26 Φ0.31	Common	EW-A5S. A7S. C5S3. M series AWF type UD dies
	SE114	4461551	Φ0.21 Φ0.26 Φ0.31	Common	EW-A5S. A7S. C5S3 series AWF type / LD dies SW=15 / L=30
	SE115	4458910	Φ0.25 Φ0.40	Common	EW-A5S. A7S. C5S3. M series AWF type LLD dies
	SE116		Φ0.21 Φ0.26 Φ0.31	Common	EW-A5S. A7S. C5S3. M series AWF type

Power Feed Contact

Picture	Code No.	Original P/No.	Dimension	Position	Application
	SE021	5417819	Φ20xΦ6x10	Common	EW- B. E series EWP-A series Manual type
	SE022	4456239	Φ20xΦ12x28	Common	EW. APC series Manual. AWF type Refer to 4435332
	SE023	4469013	7x20x20	Common	EW-A5. A5S. A7S. C5S3 series AWF type
	SE023G	4469013	7x20x20	Common	EW-A5. A5S. A7S. C5S3 series AWF type
	SE024	4463719	7x15x20	Common	EW-K2. SK series Manual. AWF type Refer to 4469012
	SE024G	4463719	7x15x20	Common	EW-K2. SK series Manual. AWF type

Seibu

Flushing Nozzle

Picture	Code No.	Original P/No.	Dimension	Position	Application
	SE211	5427089	Φ3 Φ4 Φ5 Φ6	Common	EW-E. F series Manual type
	SE212	5428160	Φ3 Φ5	Upper	EW-F. K. K1.2.3 series AWF-2B type
	SE213		Φ3 Φ4	Common	EW-F. K1.2 series Manual type
	SE214	5428161	Φ3 Φ5	Lower	EW-F. K1.2.3 series Manual. AWF-2B type
	SE215	5424011	Φ3 Φ6	Common	EW-B. E. P series
	SE216		Φ4	Lower	EW-E. F series Manual type Φ23xΦ4x14H
	SE217	4465970	Φ4	Upper	EW-A series AWF type
	SE218	4465971	Φ4	Lower	EW-A series AWF type
	SE219	4469440	Φ4	Upper	EW-A. C series AWF type Φ37.5xΦ4x24.5H
	SE219-1	4469440	Φ4	Upper	EW-A. C series AWF type Φ37.5xΦ4x24.5H
	SE220	4204528	Φ3 Φ4	Lower	EW-A. C. M series AWF type Φ37.5xΦ4x23H
	SE220 -1	4204528	Φ3 Φ4	Lower	EW-A. C. M series AWF type Φ37.5xΦ4x23H














Seibu

Various

Picture	Code No.	Original P/No.	Dimension	Position	Application
	SE301		140x80x20	Upper	EW-A5S. MxxxS series AWF type Ceramic isolator plate
	SE301-1		137x80x20	Upper	EW-A5S. MxxxS series AWF type Ceramic isolator plate
	SE302		165x88x20	Upper	EW-A7S series AWF type Ceramic isolator plate
	SE303	4208518	137x80x20	Upper	EW-M series AWF type Ceramic isolator plate
	SE304		Φ114/80x33.5	Lower	EW-A. C. K. Mseries Ceramic isolator plate M type
	SE305		Φ114/80x33	Lower	EW-A. C. K. Mseries Plastic isolator plate M type
	SE306		Φ7x1.5x9.2	Guide pipe Ceramic	EW-M series
	SE307		Φ7x1.5x9.2	Guide pipe Ceramic	EW-M series
	SE308		Φ4x2x430	Guide pipe	EW-M series
	SE314	4440143	OD=80	Upper	EW-K. A. C series Ceramic feed roller Φ80xΦ42x20H
	SE314-1		OD=80.2	Upper	EW-K. A. C series Ceramic feed roller for fine wire Φ80.2xΦ42x20H
	SE315	4466186	OD=160	Upper	EW-F. K. C series Brake pulley
	SE316	5427989	OD=35	Upper	EW-K series AWT-2B type / Pinch roller Φ35xΦ22x17.5H
	SE317	5427844	OD=50	Lower	EW-K series AWT-2B type / Capstan roller Φ50xΦ10x17.5H

Seibu

Various

Picture	Code No.	Original P/No.	Dimension	Position	Application
	SE318		10x4x10	AR roller Ceramic	EW-K series
	SE319	4449405	33x17	Roller	EW-K series
	SE320	4465626		Lower	EW-K series
	SE400		61x22x26	Upper	Electric brush holder
	SE401		57x29x30	Lower	Electric brush holder
	SE402		63x22x26	Upper	Electric brush holder
	SE403		65x30x36	Lower	Electric brush holder
	SE404			Lower	Electric brush holder
	SE405	PS313-1	70x40x34	Upper	EW-F. K series Dies block
	SE405-1		Φ33.5x19.5	Common	EW-F. K series Stopper for SE801. 802
	SE405-2	4436809	Φ18x25	Spring	EW-F. K series
	SE406	PS313-0	40x54x34	Lower	EW-F. K series Brush holder
	SE406set	PS313-0	40x54x34	Lower	EW-F. K series Brush holder set
	SE407		Φ33xΦ13x17	Upper	EW-A5S. M series Left ceramic pulley Ref. SE318
	SE408	5420841	Φ33xΦ13x10	Lower	EW-F. K series Right ceramic pulley Ref. SE319

Seibu

Various

Picture	Code No.	Original P/No.	Dimension	Position	Application
	SE409		Φ50x20	Left	EW-F. K series Capstan roller joint type Ref. SE320
	SE410		Φ50x20	Right	EW-F. K series Pinch roller Ref. SE321
	SE411A	4468314	Φ42.8xΦ22x12	Roller	EW-F. K series Feed roller
	SE411B		Φ43.8xΦ22x12	Roller	EW-A5S series Feed roller
	SE412		Φ44xΦ11x19	Upper	EW-A5S. M series Guide roller
	SE413			Block	EW- series Electric bush holder
	SE414		65x36x30	Upper Block cap	EW-A5S. M series
	SE415	4439286		Cutter set	EW-AxS. MxxxS series
	SE416	DS8021	38x24x16	Guide bush	EW-AxS. MxxxS series Ref : DS8021
	SE417		Φ18x45xΦ1.1	Nozzle	EW-AxS. MxxxS. 300K series Ceramic nozzle
	SE418		56x34.2x14	Upper Block cap	EW-A5S. M series