


# Flow-meter , Jig , Magnet





## Flow Meter

Picture	Code No.	Part No.	Dimension	Position	Application
	<b>Z041</b> <b>Z041N</b>	S801D824P01	36x36x126	Common	Fanuc. Mitsubishi. Sodick. SPM <b>Z041</b> : FC-CX30W-01-B10BS-02 <b>with valve</b> <b>Z041N</b> : FC-CX30W-11-B10BS-02 <b>without valve</b> a) Rc1/4 - Sodick b) Rc3/8 - Mitsubishi, Fanuc, SPM

## Jig Holder & Jig Base

Picture	Code No.	Part No.	Dimension	Position	Application
	<b>JH-50</b>		50x22x13	Clamp	Charmilles. Fanuc. Mitsubishi. Sodick. SPM Standard : M8 thread / Special : M6 thread Weight : 71g
	<b>JH-70</b>		70x22x13	Clamp	Charmilles. Fanuc. Mitsubishi. Sodick. SPM Standard : M8 thread / Special : M6 thread Weight : 91g
	<b>JH-80</b>		80x25x13	Clamp	Charmilles. Fanuc. Mitsubishi. Sodick. SPM Standard : M8 thread / Special : M6 thread Weight : 117g
	<b>JH-90</b>		90x25x13	Clamp	Charmilles. Fanuc. Mitsubishi. Sodick. SPM Standard : M8 thread / Special : M6 thread
	<b>JH-100</b>		100x25x14	Clamp	Charmilles. Fanuc. Mitsubishi. Sodick. SPM Standard : M8 thread / Special : M6 thread Weight : 172g
	<b>JB-500</b>		50x110x15	Base plate	Charmilles. Fanuc. Mitsubishi. Sodick. SPM Standard : M8 thread / Special : M6 thread Weight : 537g
	<b>JB-1000</b>		100x110x15	Base plate	Charmilles. Fanuc. Mitsubishi. Sodick. SPM Standard : M8 thread / Special : M6 thread
	<b>JB-1500</b>		150x110x15	Base plate	Charmilles. Fanuc. Mitsubishi. Sodick. SPM Standard : M8 thread / Special : M6 thread Weight : 1575g

## Core Magnet

Picture	Code No.	Part No.	Dimension	Position	Application
	<b>CM-1</b>			Magnet	For all machine Packing : 10 pcs/case
	<b>CM-2</b>			Magnet	For all machine
	<b>CM-4</b>			Magnet	For all machine
	<b>CM-6</b>			Magnet	For all machine